

SARS-COV-2 Spike S Trimer (D614G) Protein

Cat. No. COV-VM4LG

Description

Source	Recombinant SARS-COV-2 Spike S Trimer(D614G) Protein is expressed from HEK293 with His tag and Avi tag at the C-Terminus. It contains Val16-Glu1188 (D614G).
Accession	QHD43416.1
Molecular Weight	The protein has a predicted MW of 136.7 kDa. Due to glycosylation, the protein migrates to 175-230 kDa based on Bis-Tris PAGE result.
Endotoxin	Less than 1EU per µg by the LAL method.
Purity	> 95% as determined by Bis-Tris PAGE > 95% as determined by HPLC

Formulation and Storage


Formulation	Lyophilized from 0.22µm filtered solution in PBS (pH 7.4). Normally 8% trehalose is added as protectant before lyophilization.
Reconstitution	Centrifuge the tube before opening. Reconstituting to a concentration more than 100 µg/ml is recommended. Dissolve the lyophilized protein in distilled water.
Storage	-20 to -80°C for 12 months as supplied from date of receipt. -80°C for 3 months after reconstitution. 2-8°C for 2-7 days after reconstitution. Recommend to aliquot the protein into smaller quantities for optimal storage. Please minimize freeze-thaw cycles.

Background

The SARS-CoV-2 spike (S) protein variant D614G supplanted the ancestral virus worldwide, reaching near fixation in a matter of months. Recently, that D614G was been found more infectious than the ancestral form on human lung cells, colon cells, and on cells rendered permissive by ectopic expression of human ACE2 or of ACE2 orthologs from various mammals, including Chinese rufous horseshoe bat and Malayan pangolin.

Assay Data

Bis-Tris PAGE



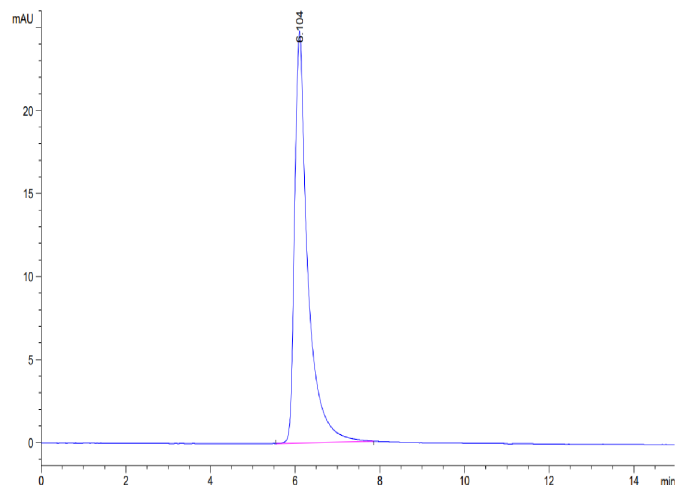
SARS-COV-2 Spike S Trimer (D614G) on Bis-Tris PAGE under reduced condition. The purity is greater than 95%.

SEC-HPLC

SARS-COV-2 Spike S Trimer (D614G) Protein

Cat. No. COV-VM4LG

Assay Data

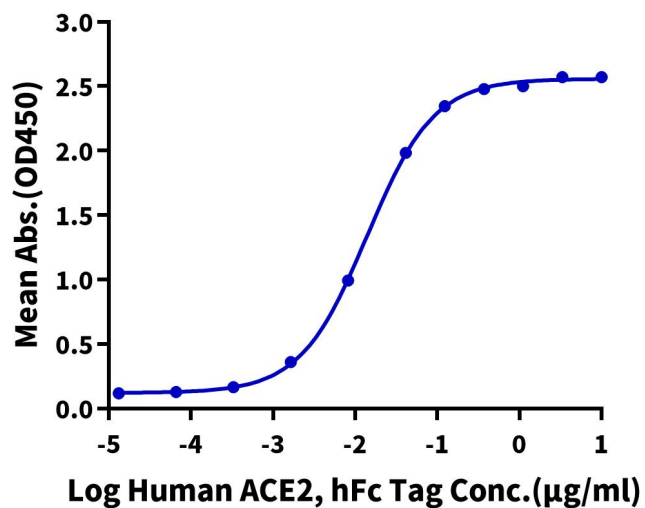


The purity of SARS-COV-2 Spike S Trimer (D614G) is greater than 95% as determined by SEC-HPLC.

ELISA Data

SARS-COV-2 Spike S (D614G), His Tag ELISA

0.1 μ g SARS-COV-2 Spike S (D614G), His Tag Per Well



Immobilized SARS-COV-2 Spike S Trimer (D614G), His Tag at 1 μ g/ml (100 μ l/well) on the plate. Dose response curve for Human ACE2, hFc Tag with the EC50 of 14.0ng/ml determined by ELISA.